






# Johnson College

## Assessment Day 2020 - Counseling & Disability Services

### 1 - I have used the services of the Counseling and Disability Services office (Emily Holmes and John Stolan).





Response Option	Weight	Frequency	Percent	Percent Responses	Means
Yes	(1)	29	31.52%		1.68
No	(2)	63	68.48%		
				0 25 50 75 100	Question
Response Rate	Mean	STD			
92/413 (22.28%)	1.68	0.47			

### 2 - How satisfied are you with counseling services, including individual meetings, classroom presentations, student pantry, or campus outreach?





Response Option	Weight	Frequency	Percent	Percent Responses	Means
Very Dissatisfied	(1)	1	3.45%		3.76
Dissatisfied	(2)	0	0.00%		
Satisfied	(3)	4	13.79%		
Very Satisfied	(4)	24	82.76%		
Not Applicable	(5)	0	0.00%		
				0 25 50 75 100	Question
Response Rate	Mean	STD			
29/413 (7.02%)	3.76	0.64			

- They have so many tips to help us destress and help with school work and try to balance everything out.
- Both Emily and John will go out of their way to make sure students get what they need to be successful and I'm so glad I had the chance to have their help to get me to graduating. I thought I was never going to make it, but with the truly great help from Emily and John I made it.!
- I love Emily she really cares about the students i'm very grateful for her

### 3 - How satisfied are you with student wellness events and programs on campus?

Response Option	Weight	Frequency	Percent	Percent Responses	Means
Very Dissatisfied	(1)	1	3.45%		3.55
Dissatisfied	(2)	0	0.00%		
Satisfied	(3)	11	37.93%		
Very Satisfied	(4)	16	55.17%		
Not Applicable	(5)	1	3.45%		
				0 25 50 75 100	Question
Response Rate	Mean	STD			
29/413 (7.02%)	3.55	0.74			

### 4 - How satisfied are you with disability services?

Response Option	Weight	Frequency	Percent	Percent Responses	Means
Very Dissatisfied	(1)	1	3.45%		3.86
Dissatisfied	(2)	0	0.00%		
Satisfied	(3)	6	20.69%		
Very Satisfied	(4)	17	58.62%		
Not Applicable	(5)	5	17.24%		
				0 25 50 75 100	Question
Response Rate	Mean	STD			
29/413 (7.02%)	3.86	0.83			

- They are very approachable and a good listener and they understand us, I really appreciate that by them.

# Johnson College

## Assessment Day 2020 - Counseling & Disability Services

### 5 - How satisfied are you with the accommodations given for your disability?

Response Option	Weight	Frequency	Percent	Percent Responses	Means
Very Dissatisfied	(1)	1	3.45%		3.86
Dissatisfied	(2)	0	0.00%		
Satisfied	(3)	9	31.03%		
Very Satisfied	(4)	11	37.93%		
Not Applicable	(5)	8	27.59%		
				0 25 50 75 100	Question
Response Rate	Mean	STD			
29/413 (7.02%)	3.86	0.95			

### 6 - What is your program?

Response Option	Weight	Frequency	Percent	Percent Responses	Means
Advanced Manufacturing	(1)	4	4.55%		11.08
Architectural Drafting & Design	(2)	2	2.27%		
Automotive Technology	(3)	2	2.27%		
Biomedical Equipment Technology	(4)	2	2.27%		
Building & Property Maintenance	(5)	1	1.14%		
Business/Logistics	(6)	4	4.55%		
Carpentry and Cabinetmaking	(7)	9	10.23%		
Computer Information Technology	(8)	7	7.95%		
Diesel Truck Technology	(9)	1	1.14%		
Diesel Preventative Maintenance	(10)	3	3.41%		
Electrical Construction & Maintenance	(11)	6	6.82%		
Electronic Engineering	(12)	1	1.14%		
HVAC	(13)	6	6.82%		
Physical Therapist Assistant	(14)	8	9.09%		
Radiologic Technology	(15)	18	20.45%		
Veterinary Technology	(16)	10	11.36%		
Welding	(17)	4	4.55%		
				0 25 50 75 100	Question
Response Rate	Mean	STD			
88/413 (21.31%)	11.08	4.69			