







# Johnson College

## Assessment Day 2020 - Student Engagement

### 1 - Have you participated in any on or off campus events, such as paintball, whitewater rafting, escape rooms, stress busters, bingo, etc?





Response Option	Weight	Frequency	Percent	Percent Responses	Means
Yes	(1)	28	30.11%		1.70
No	(2)	65	69.89%		
				0 25 50 75 100	Question
Response Rate	Mean	STD			
93/413 (22.52%)	1.70	0.46			

### 2 - How satisfied are you with the types of events that are available for students?

Response Option	Weight	Frequency	Percent	Percent Responses	Means
Very Dissatisfied	(1)	3	3.23%		3.26
Dissatisfied	(2)	4	4.30%		
Satisfied	(3)	52	55.91%		
Very Satisfied	(4)	34	36.56%		
				0 25 50 75 100	Question
Response Rate	Mean	STD			
93/413 (22.52%)	3.26	0.69			





- I dk was never free always had work
- I wish they had some soccer events
- Wish they would have more painting dates the painting really helped me mentally
- I would be more involved with these activities if I had the time
- Some of the times were always during all my classes so it made it difficult making it to events.

### 3 - How satisfied are you with the number of events available to students?

Response Option	Weight	Frequency	Percent	Percent Responses	Means
Very Dissatisfied	(1)	5	5.43%		3.24
Dissatisfied	(2)	1	1.09%		
Satisfied	(3)	53	57.61%		
Very Satisfied	(4)	33	35.87%		
				0 25 50 75 100	Question
Response Rate	Mean	STD			
92/413 (22.28%)	3.24	0.73			

- Many on-campus events were held on clinical days when I was off campus
- They only have paintball in spring, paintball is an all year round sport. They should have a club or something for future students. Since I will be graduating in august.
- When i first started at Johnson they had way more activities for the students feel like they less and less

### 4 - How satisfied are you with the availability of Johnson College apparel and other promotional items sold in the Student Engagement office?

Response Option	Weight	Frequency	Percent	Percent Responses	Means
Very Dissatisfied	(1)	4	4.40%		3.12
Dissatisfied	(2)	10	10.99%		
Satisfied	(3)	48	52.75%		
Very Satisfied	(4)	29	31.87%		
				0 25 50 75 100	Question
Response Rate	Mean	STD			
91/413 (22.03%)	3.12	0.77			

- I wish there was more ways to get apparel than having to go to the Student Engagement Office or to events
- They never have the size I need!! (Small). It would be kinda nice if they had extra smalls available as well.
- Would love to see more clothing options available and ones also specific to your Program!
- It would be nice if items were sold online
- They always have nice stuff such as
- The logo and color selection on apparel could be improved/updated.

Johnson College

Assessment Day 2020 - Student Engagement

5 - When you are not in class, where to you spend your time on campus? (select all that apply)								
Response Option	Weight	Frequency	Percent	Percent Responses		Means		
Resource Center	(1)	41	44.57%	<div><div></div></div>				
Cafeteria	(2)	53	57.61%	<div><div></div></div>				
Student Lounge	(3)	14	15.22%	<div><div></div></div>				
HSC Lounge	(4)	9	9.78%	<div><div></div></div>				
Moffat foyer	(5)	7	7.61%	<div><div></div></div>				
Gym	(6)	12	13.04%	<div><div></div></div>				
Weight Room	(7)	11	11.96%	<div><div></div></div>				
Program area lab/classroom	(8)	14	15.22%	<div><div></div></div>				
Computer lab	(9)	9	9.78%	<div><div></div></div>				
Picnic tables	(10)	5	5.43%	<div><div></div></div>				
Other	(11)	10	10.87%	<div><div></div></div>				
				0	25	50	75	100
Response Rate		92/413 (22.28%)						

## Johnson College

### Assessment Day 2020 - Student Engagement

#### 6 - What would make you feel engaged at Johnson College?

Response Rate	43/413 (10.41%)
<ul style="list-style-type: none"> <li>• Nothing</li> <li>• More time spent on campus.</li> <li>• Have things available the days radiology is not at clinic</li> <li>• A more campus-like feel. Johnson college doesn't feel like a college.</li> <li>• Sports team or something competitive</li> <li>• Everyone saying hello to you.</li> <li>• I would feel great about engaged.</li> <li>• Nothing</li> <li>• A quiet resource center. No place to study and do work when students and employees use it as a hang out and chatting spot.</li> <li>• The academics were met to my needs.</li> <li>• Nothing.</li> <li>• A class trip somewhere fun</li> <li>• Having more events during the week as opposed to the weekend. It happens often that my friends and I would like to attend something but cannot because of scheduling.</li> <li>• night time events for night students</li> <li>• More activities</li> <li>• A nice outdoor place for students, the gazebo only fits a few people and the hill is dirty. Maybe like an outdoor basketball court by health and science with a few benches around.</li> <li>• If the classes had more hands on time than lecture time</li> <li>• More school functions</li> <li>• The opportunities the College offers</li> <li>• Other student activities</li> <li>• More hands on training.</li> <li>• I think the Johnson College campus did a very good job at making me feel engaged.</li> <li>• More fun activities</li> <li>• more events</li> <li>• I'm not entirely sure. I'm not really an "engaging" person. I like to go, get my things done, then go home.</li> <li>• If there were more activities on days that I was on campus.</li> <li>• Different types of clubs</li> <li>• Updated sitting area/foyer in Bingham, and vending machine</li> <li>• N/a</li> <li>• I believe mr Nolan is doing a great job</li> <li>• Meeting with the students who are in the physical therapy assistant program</li> <li>• just being able to go</li> <li>• More lab time</li> <li>• .</li> <li>• The positive of the teacher feedback or the how everyone is compassionate of the major they are going for</li> <li>• nothing</li> <li>• Just meeting new people and making new friendships. That's what is great about johnson college.</li> <li>• Working with other students</li> <li>• I feel Melissa and Nolan do a great job with activities through student engagement. These activities as well as how open they are to students dropping by to talk and listening to ideas and suggestions makes me feel very engaged at Johnson.</li> <li>• N/A</li> <li>• Tutoring other students. Demonstrating the application of skills taught a Johnson to prospective students.</li> <li>• yes</li> <li>• Carpentry lab love it down there</li> </ul>	

#### 7 - I feel safe on campus.

Response Option		Weight	Frequency	Percent	Percent Responses	Means
Strongly Disagree		(1)	2	2.15%		3.47
Disagree		(2)	0	0.00%		
Agree		(3)	43	46.24%		
Strongly Agree		(4)	48	51.61%		
					0255075100	Question
Response Rate		Mean	STD			
93/413 (22.52%)		3.47	0.62			
• Sometimes i feel a little nervous walking to my car in the evening when there really aren't many people around.						

# Johnson College

## Assessment Day 2020 - Student Engagement

### 8 - Which of the following do you check most often to get news and updates concerning Johnson College.

Response Option	Weight	Frequency	Percent	Percent Responses	Means
JC Buzz (weekly email newsletter)	(1)	14	15.05%	<div></div>	3.28
D2L	(2)	35	37.63%	<div></div>	
Campus bulletin boards/flyers	(3)	3	3.23%	<div></div>	
Campus digital messaging (campus TVs)	(4)	0	0.00%		
Email	(5)	34	36.56%	<div></div>	
Text messages	(6)	7	7.53%	<div></div>	
Other	(7)	0	0.00%		
				0 25 50 75 100	Question
Response Rate	Mean	STD			
93/413 (22.52%)	3.28	1.75			

• I check everything when I know it needs to be checked.

### 9 - How satisfied are you with the services provided by the Student Engagement office?

Response Option	Weight	Frequency	Percent	Percent Responses	Means
Very Dissatisfied	(1)	3	3.23%	<div></div>	3.32
Dissatisfied	(2)	1	1.08%	<div></div>	
Satisfied	(3)	52	55.91%	<div></div>	
Very Satisfied	(4)	37	39.78%	<div></div>	
				0 25 50 75 100	Question
Response Rate	Mean	STD			
93/413 (22.52%)	3.32	0.66			

### 10 - What is your program?

Response Option	Weight	Frequency	Percent	Percent Responses	Means
Advanced Manufacturing	(1)	4	4.30%	<div></div>	11.02
Architectural Drafting & Design	(2)	2	2.15%	<div></div>	
Automotive Technology	(3)	5	5.38%	<div></div>	
Biomedical Equipment Technology	(4)	3	3.23%	<div></div>	
Building & Property Maintenance	(5)	1	1.08%	<div></div>	
Carpentry and Cabinetmaking	(6)	10	10.75%	<div></div>	
Computer Information Technology	(7)	9	9.68%	<div></div>	
Diesel Truck Technology	(8)	3	3.23%	<div></div>	
Diesel Preventative Maintenance	(9)	0	0.00%		
Electrical Construction & Maintenance	(10)	9	9.68%	<div></div>	
Electronic Engineering	(11)	1	1.08%	<div></div>	
Heavy Equipment Technology	(12)	0	0.00%		
HVAC	(13)	6	6.45%	<div></div>	
Logistics & Supply Chain Management	(14)	0	0.00%		
Physical Therapist Assistant	(15)	4	4.30%	<div></div>	
Radiologic Technology	(16)	17	18.28%	<div></div>	
Veterinary Technology	(17)	15	16.13%	<div></div>	
Welding	(18)	4	4.30%	<div></div>	
				0 25 50 75 100	Question
Response Rate	Mean	STD			
93/413 (22.52%)	11.02	5.46			