

Johnson College

Faculty profile F20

1 - How many years of experience do you have in your field of expertise?

Response Option	Weight	Frequency	Percent	Percent Responses	Means
0-5 Years	(1)	2	8.00%		3.56
5-10 Years	(2)	5	20.00%		
10-15 Years	(3)	5	20.00%		
15-20 Years	(4)	3	12.00%		
20 + Years	(5)	10	40.00%		
				0 25 50 75 100	Question
Response Rate	Mean	STD			
25/29 (86.21%)	3.56	1.42			

2 - What is the highest level of education?

Response Option	Weight	Frequency	Percent	Percent Responses	Means
Certificate	(1)	3	12.00%		2.68
Associate	(2)	11	44.00%		
Bachelors	(3)	4	16.00%		
Masters	(4)	5	20.00%		
Doctrate	(5)	2	8.00%		
				0 25 50 75 100	Question
Response Rate	Mean	STD			
25/29 (86.21%)	2.68	1.18			

3 - What is your current age?

Response Option	Weight	Frequency	Percent	Percent Responses	Means
20-30	(1)	4	16.00%		2.88
31-40	(2)	9	36.00%		
41-50	(3)	2	8.00%		
51-60	(4)	6	24.00%		
60 +	(5)	4	16.00%		
				0 25 50 75 100	Question
Response Rate	Mean	STD			
25/29 (86.21%)	2.88	1.39			




4 - How many years of teaching experience do you have?

Response Option	Weight	Frequency	Percent	Percent Responses	Means
0-5 Years	(1)	11	44.00%		2.24
5-10 Years	(2)	6	24.00%		
10-15 Years	(3)	1	4.00%		
15-20 Years	(4)	5	20.00%		
20 + years	(5)	2	8.00%		
				0 25 50 75 100	Question
Response Rate	Mean	STD			
25/29 (86.21%)	2.24	1.42			

5 - Gender?

Response Option	Weight	Frequency	Percent	Percent Responses	Means
Female	(1)	10	40.00%		1.60
Male	(2)	15	60.00%		
				0 25 50 75 100	Question
Response Rate	Mean	STD			
25/29 (86.21%)	1.60	0.50			

Johnson College
Faculty profile F20

6 - Are you an Alumni of Johnson College?									
Response Option	Weight	Frequency	Percent	Percent Responses		Means			
Yes	(1)	11	44.00%			1.56 			
No	(2)	14	56.00%						
				0	25	50	75	100	Question
Response Rate	Mean	STD							
25/29 (86.21%)	1.56	0.51							