

Johnson College



Spring 2021 Student Career Fair Survey

1 - Please provide your name:

Response Rate 41/418 (9.81%)

- Nicholas Klapatch
- Ryan Lesh
- Chaylor Rakoczy
- Emily Williams
- Ken Francis
- Haylie ray
- Daniel Walsh
- Aidan Mullen
- Hannah Acevedo
- Khira Wudarski
- Dominic Allan
- Tyler Ford
- Brandon Grandinetti
- Evan Wilcox
- Shea Kelly
- John Wesnesky
- nichole
- Austin Fromert
- Jordan Sekol
- Lauren
- Aden Juelich
- Allana Warner
- f
- Virginia
- christopher hemingway
- Matthew Romanowski
- Jason Chilko
- Amanda Jablonski
- Ian Johnson
- Brandon Emmett
- Ashli Quick
- Marissa Doty
- William Bunnell
- Kimberle Smith
- Leslie Major
- Sean Eidenberg
- Nicholas Wilson
- Michael Salansky
- Brittany Bethel
- Andrew Ryman
- Kaitlyn Phillips

2 - Are you a student or alumni?

Response Option	Weight	Frequency	Percent	Percent Responses	Means
Student	(1)	45	100.00%		1.00 
Alumni	(2)	0	0.00%		
				0 25 50 75 100	Question
Response Rate	Mean	STD			
45/418 (10.77%)	1.00	0.00			

Johnson College

Spring 2021 Student Career Fair Survey

3 - If you are a current student, in which of the following categories do you fall?

Response Option	Weight	Frequency	Percent	Percent Responses	Means
Freshman	(1)	31	70.45%		1.39
Senior	(2)	10	22.73%		
Continuing Education	(3)	2	4.55%		
I am not a current student	(4)	1	2.27%		
				0 25 50 75 100	Question
Response Rate	Mean	STD			
44/418 (10.53%)	1.39	0.69			

4 - What is your program?

Response Option	Weight	Frequency	Percent	Percent Responses	Means
Architectural Drafting & Design	(1)	1	2.50%		9.23
Advanced Manufacturing	(2)	1	2.50%		
Biomedical Equipment	(3)	3	7.50%		
Business/Logistics/Project Management	(4)	1	2.50%		
Carpentry and Cabinetmaking	(5)	0	0.00%		
Computer Information Technology	(6)	5	12.50%		
Diesel Truck Technology	(7)	2	5.00%		
Diesel Preventative Maintenance Certificate	(8)	0	0.00%		
Electrical Construction and Maintenance	(9)	8	20.00%		
Electronic Engineering	(10)	2	5.00%		
HVAC	(11)	7	17.50%		
Physical Therapist Assistant	(12)	0	0.00%		
Radiologic Technology	(13)	2	5.00%		
Veterinary Technology	(14)	6	15.00%		
Welding	(15)	2	5.00%		
				0 25 50 75 100	Question
Response Rate	Mean	STD			
40/418 (9.57%)	9.23	3.86			

Johnson College

Spring 2021 Student Career Fair Survey

5 - What year did you graduate?

Response Rate	26/418 (6.22%)
----------------------	----------------

- 2020
- 2020
- Graduating 2022
- 2019
- N/A
- Freshman
- freshman
- 2021
- in progress
- n/a
- 2022
- 2021
- High school: 2014
- Current
- 2019
- 2022
- 5
- N/A
- 2022
- I will graduate in December 2021
- I'm graduating in may
- N/A
- na
- N/A
- will graduate in May 2021
- 2022

6 - From which program did you graduate?

Response Rate	23/418 (5.5%)
----------------------	---------------

- Abington Heights Highschool
- Biomedical Technology
- HVAC
- North Pocono High School
- N/A
- HVAC
- Freshman
- architectural drafting and design technology
- Biomedical Equipment Technology
- n/a
- Diesel Truck Technology
- Will be logistics
- High School
- Radiologic Technology
- 5
- N/A
- ECM
- I will graduate from the Automotive Technology program
- I will be graduating computer information technology
- N/A
- na
- N/A
- Diesel Truck Technology

Johnson College

Spring 2021 Student Career Fair Survey

7 - How did you hear about the Career Fair? (Select all that apply)					
Response Option	Weight	Frequency	Percent	Percent Responses	Means
Faculty Member	(1)	17	43.59%		
Flyer	(2)	1	2.56%		
Email	(3)	23	58.97%		
Johnson College website	(4)	13	33.33%		
Social Media	(5)	3	7.69%		
D2L	(6)	17	43.59%		
Career Services	(7)	3	7.69%		
The Johnsonian	(8)	0	0.00%		
Other	(9)	1	2.56%		
Response Rate				39/418 (9.33%)	

8 - Approximately how many employers did you visit today?					
Response Option	Weight	Frequency	Percent	Percent Responses	Means
1-2	(1)	14	48.28%		1.86
3-5	(2)	8	27.59%		
6-9	(3)	5	17.24%		
10-15	(4)	1	3.45%		
More than 15	(5)	1	3.45%		
Response Rate				29/418 (6.94%)	
Mean				1.86	
STD				1.06	

9 - How many employers will you be contacting?	
Response Rate	21/418 (5.02%)
<ul style="list-style-type: none"> • 5 • 1 • 3 • 3 • At least 2 • 3 • 2-3 • 3 • At least 1 • i didnt go • I did not go • 0 • 5 • N/A • 1 • 3 • 3 • 1 • 1 • 2 • I will probably be contacting the two employers I talked with. 	


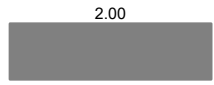



Johnson College

Spring 2021 Student Career Fair Survey

10 - Please list the names of the organizations you visited at the Career Fair:

Response Rate	20/418 (4.78%)
<ul style="list-style-type: none"> • Johnson Controls Mount Airy Casino Resort T.E Spall and Sons Tobyhanna Army Depot CSTK • Insteel • C3i Solutions Cable Associates CANPACK USA Dempsey Uniform and Linen Supply Evercor Facility Management, Inc ISS Solutions, Inc Mount Airy Casino Resort Pepsi Beverages Company Tobyhanna Army Depot Woodloch Pines & The Lodge at Woodloch • Pepsi, Mount Airy Casino, Johnson Controls, Gerritys, T E Spall, State Troopers • Johnson Controls Tobyhanna Army Depot Mount Airy Casino Resort T.E. Spall & Son • CTC Penn State • all of them • Lockheed Martin Tobyhanna Automated lifestyles Sandvik Pexco • Pleasant mount welding geo science azek milnes mount airy pepsi hendrick manufacturing • Saint Lukes Regional • n/a • I did not attend • 5 • N/A • The wire doctors • Wyoming Valley Motors Gibbons Ford Toyota of Scranton Pompey Automotive Group • Cable associates, c31 ,and gerritys • N/A • I visited Gerrity's and Evercor. • I did not attend the Career Fair 	

11 - What is your overall rating of the Career Fair?

Response Option	Weight	Frequency	Percent	Percent Responses	Means
Excellent	(1)	8	28.57%		2.00 
Very Good	(2)	13	46.43%		
Good	(3)	6	21.43%		
Poor	(4)	1	3.57%		
				0 25 50 75 100	Question
Response Rate	Mean	STD			
28/418 (6.7%)	2.00	0.82			

12 - Are there any comments or suggestions you would like to share?

Response Rate	14/418 (3.35%)
<ul style="list-style-type: none"> • I thought that it was put together well. • Nothing • None that I can think of. • no thanks • I did not attend the career fair, I was working. • Give them bigger signs because there were a few in each room for the most part and I had to stare at each one to look at the tiny sign to find out which was which. • I did not attend please make options for people who did not attend • I did not attend the fair and just want the message to stop popping up on my D2L • 5 • N/A • I had a great experience at the career fair and the company I went to they were very nice and professional I had great conversions I had. I definitely see myself at one of the company I talk too and I like what they describe what they believe and what that stand for. • N/A • I did not attend • I did not attend the Career Fair 	